



**INTEGRATED WAREHOUSE  
RACKING + FORKLIFT SOLUTIONS**

# STACKERS BIG JOE PDSR30

## POWER STEERING WALKIE REACH TRUCK

**PDSR30 Power Steering  
Walkie Reach Stacker**

The brilliant PDSR30 reach stacker delivers triple benefits of a low-cost walkie stacker, reach capacity of a counterbalanced truck and endurance of lithium battery.



# POWER STEERING WALKIE REACH TRUCK

# BIG JOE PDSR30

POWERED BY 210AH LI-ION BATTERY

## STANDARD EQUIPMENT

- ↳ Electric Power Steering
- ↳ Pantograph with Sideshift and Tilt
- ↳ Proportional Lift, Lower & Extend
- ↳ Regenerative Braking
- ↳ Low Battery Interrupt
- ↳ Hour Meter BDI Combo Gauge
- ↳ Key Switch
- ↳ Clear View Polycarbonate Mast Guard
- ↳ 210AH Lithium battery & charger

## OPTIONAL EQUIPMENT

- ↳ Traction Drive Tire - Poly
- ↳ Straddle ID/OD of 900/1070 or 1070/1270
- ↳ Large load wheels for extra ground clearance
- ↳ Strobe Light Frame Alarm
- ↳ Cold Storage



## HYDRAULICS

Lift cylinder has hard chrome plated rods. Pump unit including motor, solenoid, gear pump, and pressure compensated lowering valve are mounted high in the power compartment for ease of service.

## BEARINGS

**Drive Wheels:** Tapered roller bearings sealed in oil bath.  
**Load Wheels:** Sealed ball bearings.

## ACCESSIBILITY

Removal of the two-piece power head cover exposes major components for inspection and maintenance.

## MAST & PANTOGRAPH

I-beam mast with dual lifting chains. Pantograph stroke extends the fork carriage beyond the units straddle legs, with integral tilt and sideshift.

# PERFORMANCE SPECIFICATIONS

## CAPACITY

1350kg @ 600mm Load Centre

## HEIGHT RANGE

4000mm – 6000mm

## WEIGHT

1674kg - 1905kg Chassis Only

## TYRES/WHEELS

### Drive (1)

Ø 260x105 polyurethane Dual Load (2)

Ø 102x73 polyurethane

## SPEED

ZAPI travel controller

**Travel Speed** Variable from

0 to 5.5 km/h empty

0 to 5 km/h loaded

**Lift**

Up to 0.13m/s empty.

Up to 0.1m/s loaded – 1350kg

**Lowering**

Up to 0.17m/s empty.

Up to 0.26m/s loaded – 1350kg

## BATTERY COMPARTMENTS

803mm x 230mm Open

803mm x 333mm Open (PDSR30-189)

## ELECTRICAL SYSTEMS

24-Volt ZAPI Combi AC inverter, travel control with matching drive motor provide high performance throughout the entire speed range. Travel speed remains constant relative to throttle position regardless of load. Separately fused power control circuits, quick disconnect EPD power cut off, and hour meter /battery discharge indicator combination gauge complete the system. Power configurations and diagnostic features are displayed with a ZAPI handheld console.

## BRAKES

Electromagnetic brake is mounted on the motor armature shaft multiplying the braking power through the transmission. Brake is applied when the control arm is in the vertical or horizontal handle position. Travel speed is reduced when forks are above 305mm fork height. Neutral braking re-sists roll back on ramps.

## OPERATOR CONTROLS

Travel, lift, and lower functions are located in the ergonomic operator handle. All operator controls are accessible without having to lift the hand from the handle. Angle grips are designed to allow easy operation with either hand. Wrap around guard, reversing switch, thumb control, and horn are standard. Top mounted tiller arm offers excellent operator comfort and minimum steering effort. Gas assisted spring gently returns handle to vertical position.



**HOUR METER BDI COMBO GAUGE**



**OPERATOR CONTROLS**

## STRADDLE LEGS AND FORKS

Fixed straddle leg inside dimensions (ID) available at 900mm or 1070mm resulting in a 1070mm or 1270mm outside dimension (OD) Class two ITA fork carriage with 915mm tall load back rest. 1070mm Forks are adjustable.

## STANDARD SMART LI-ION BATTERY.

ISS Equipment is committed to clean electric power. All our Big Joe forklifts come standard with LIST, Lithium Integrated Smart Truck technology for higher performance and clean air for people and products.



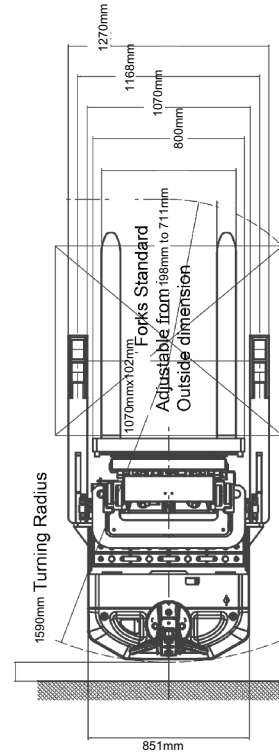
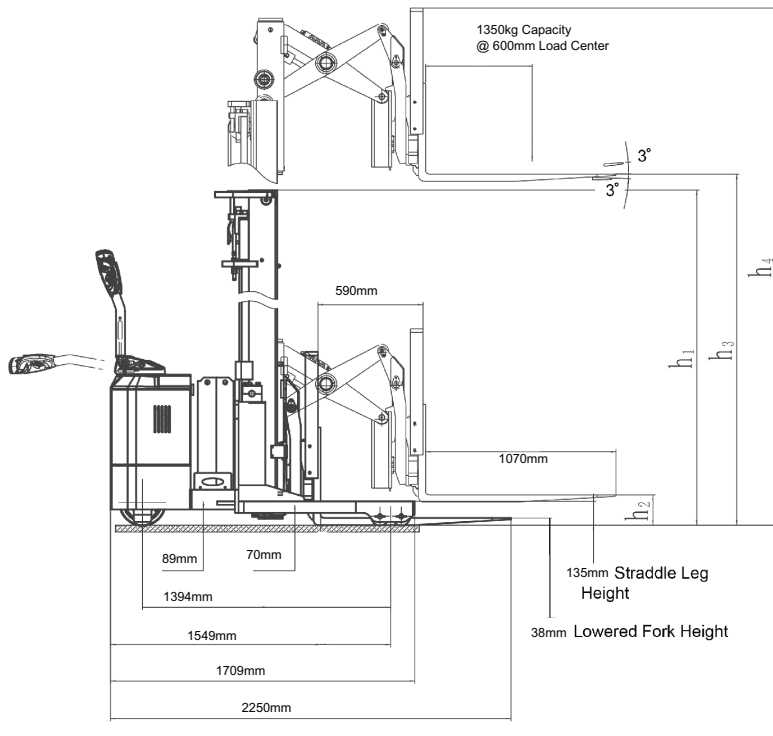
**134 234**

[issequipment.com.au](http://issequipment.com.au)



# DIMENSIONS

## BIG JOE PDSR30 | POWER STEERING WALKIE REACH TRUCK



Lift Height	Lowered Mast Height	Free Lift	Extended Mast Height
4000	1960	1000	4955
4300	2060	1140	5260
4500	2130	1170	5455
4800	2230	1270	5760
5000	2295	1335	5960
5500	2460	1500	6460
6000	2625		

All measurements show in standard "millimeter" units

### aisle guide - PDSR30 Right Angle Stack Dimensions with 1067mm ID/1270mm OD straddles

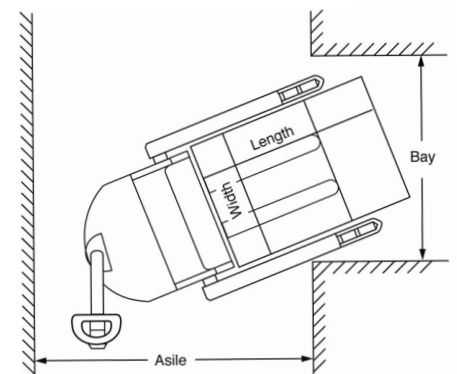
Load size	915mm Length	1016mm Length	1220mm Length
915mm Length	2019mm	2019mm	2019mm
1016mm Length	2057mm	2057mm	2057mm
1220mm Length	2167mm	2167mm	2167mm

For ease of use add 203mm to aisle dimension listed.

For units with 900mm ID/1070mm OD subtract 102mm from all values for PDSR3 0-189 add an additional 76mm to all values.

Aisle dimensions listed above assume the minimum bay width to be straddle OD plus 127mm (64mm on each either side of straddle leg). Truck performance may vary due to application requirements' and changes in model design.

Overall length increased by up to 76mm when control handle is perpendicular to the direction of travel.



## INTEGRATED WAREHOUSE RACKING + FORKLIFT SOLUTIONS

Transforming the way smart companies add efficiency to their warehousing and logistics operations.

134 234

sales@issequipment.com.au

issequipment.com.au

17 Marconi Drive, South Dandenong VIC. 3175